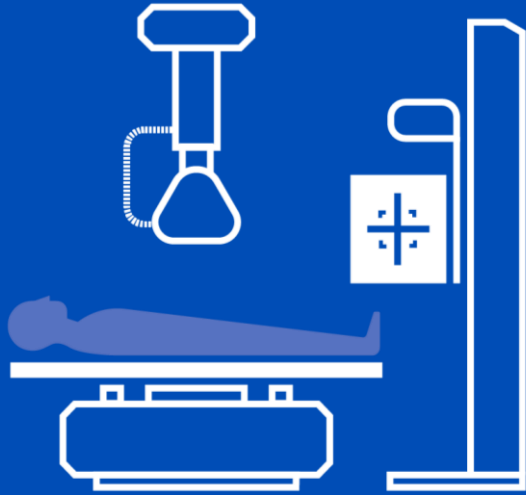


 APELEM

PRESENTS



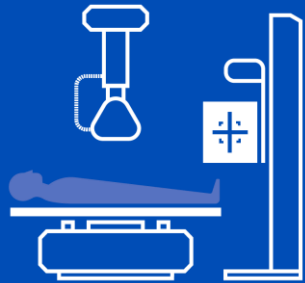
CHEST & BONE ROOMS

 **DMS**
IMAGING

CAMARGUE
SERIES

OUR BONE & CHEST ROOMS

CAMARGUE series: Full range of radiographic systems with high performances for all purpose of bone and chest exams



**BONE & CHEST
ROOM**

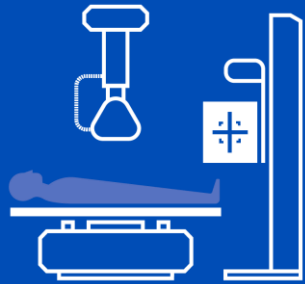


Compatible with:

- ✓ All cassette-size detectors up to 43 x 43 cm
- ✓ Fixed flat panel detector (cassette-size 43 x 43 cm)

OUR BONE & CHEST ROOMS

CAMARGUE series: 5 configurations to meet all needs




**BONE & CHEST
ROOM**



- **BASIC SYSTEM – MANUAL**

MODEL: Z7J32003



- **MOTORIZED SYSTEMS – FLOOR TUBE STAND**

AUTO-TRACKING *MODEL: Z7J32004*

AUTO-TRACKING & AUTO-STITCHING *MODEL: Z7J32005*



- **MOTORIZED SYSTEMS – CEILING TUBE STAND**

AUTO-TRACKING *MODEL: Z7J32006*

AUTO-TRACKING & AUTO-STITCHING *MODEL: Z7J32007*



BASIC SYSTEM - MANUAL

CAMARGUE

MODEL: Z7J32003

CAMARGUE

MODEL: Z7J32003



- **Basic system, manual**
- **Reduced footprint**
- **Efficient, easy-to-use and complete system : tube stand + table + wall stand**
- **Floor or Ceiling Tube Stand**
- **Table with fixed height, elevating (optional)**
- **Electromagnetic brakes**
- **Oscillating and non-removable grids**
- **Optional RT movements**

CAMARGUE

MODEL: Z7J32003



Table

- Default fixed table height : 75 cm
- Optional elevating table : 55 – 85 cm
- Multi-directional floating tabletop : 220 x 81 cm
- Max. patient load: 250 kg (300 kg with carbon tabletop)
- 1 handle included, other accessories are optional
- Predisposed for 3 fields ionization chamber

CAMARGUE

MODEL: Z7J32003



Wall stand

- Floor mounted
- Wide vertical travel: 149 cm (38 – 187 cm)
- Predisposed for 3 fields ionization chamber
- Non-tilting wall stand



Floor tube stand

CAMARGUE

MODEL: Z7J32003

- Wide vertical travel : 150 cm (35 – 185 cm)
- Longitudinal travel : 185 cm
- Rotation around horizontal axis : +/- 120°
- Manual collimator included with LED, laser and measuring tape, optional additional filters
- Default floor mounted, Or Floor-to-ceiling mounted (with optional transverse movement + rotation around vertical axis)



CAMARGUE

MODEL: Z7J32003

- Wide vertical travel : 150 cm (30 – 180 cm)
- Multi-directional movements
- Manual collimator included with LED, laser and measuring tape, optional additional filters

Ceiling tube stand



MOTORIZED SYSTEMS – FLOOR TUBE STAND

CAMARGUE

2 MODELS: Z7J32004 & Z7J32005

OUR BONE & CHEST ROOMS



MODEL Z7J32004

MOTORIZED SYSTEM – FLOOR TUBE STAND
WITH **AUTO-TRACKING**

CAMARGUE

MODEL: Z7J32004



- **Motorized system - Auto-tracking**
- **Comfort and easy-to-use**
- **Complete solution with floor tube stand**
- **Tube stand: vertical motorized movement**
- **Elevating table (45-90 cm)**
- **Wall stand – optional tilting**
- **High-resolution, fixed et removable grids**
- **Membrane with digital display**
- **Vertical Auto-tracking with table and wall stand**

CAMARGUE

MODEL: Z7J32004



Table

- Motorized and elevating table
- Wide range of vertical movement: 45 - 90 cm
- Multi-directional floating tabletop with electromagnetic brakes: 220 x 81 cm
- Max. patient load: 250 kg (300 kg with carbon tabletop)
- 1 handle included, other accessories are optional
- Anti-collision sensor for security of use

CAMARGUE

MODEL: Z7J32004



Wall stand

- Floor mounted
- Wide vertical travel: 153 cm (30 – 183 cm) + 20 cm on request
- 1 wired remote control included
- Tilting possible as an option: 90° / -25

CAMARGUE

MODEL: Z7J32004



- Membrane console or 10" touchscreen
- Manual collimator included, automatic in option
- Vertical travel: 154,5 cm (33,5 – 188 cm) + 20 cm on request
- Motorized vertical movement
- Longitudinal travel: 178 cm, + 110 cm on request
- Rotation around horizontal axis: 330°
- Optional: Transversal movement and rotation around vertical axis

Floor tube stand

CAMARGUE

MODEL: Z7J32004

- **Vertical Auto-tracking between the table and the tube**

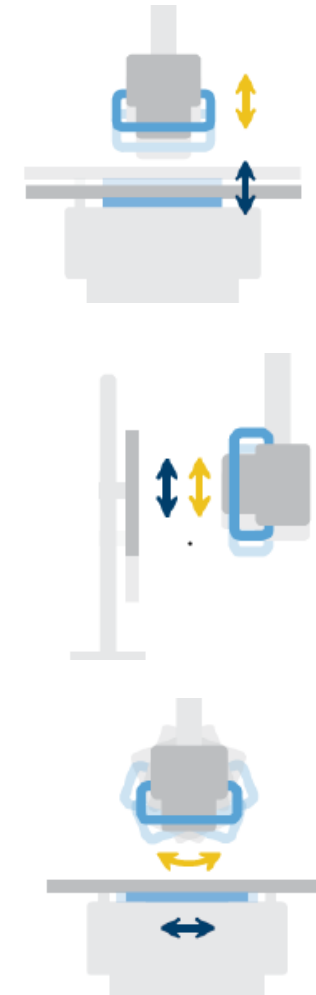
- Reference : table or tube, can be interchangeable (as both are motorized)
- Follower : table or tube, interchangeable

- **Vertical Auto-tracking between the wall stand and the tube**

- Reference : wall stand (non-motorized)
- Follower : tube (motorized)

- **Horizontal Auto-tracking (auto-centering) - Optional**

- Reference : tube
- Follower : table bucky (motorized)



OUR BONE & CHEST ROOMS



MODEL Z7J32005

MOTORIZED SYSTEM – FLOOR TUBE STAND
WITH **AUTO-TRACKING & AUTO-STITCHING**

CAMARGUE

MODEL: Z7J32005



- **Motorized system - Auto-tracking & Auto-stitching**
- **Comfort and easy-to-use**
- **Complete solution with floor tube stand**
- **Elevating table**
- **Wall stand – optional tilting**
- **High-resolution, fixed et removable grids**
- **10" Touchscreen**
- **Vertical Auto-tracking with table and wall stand**
- **Vertical Auto-stitching**

CAMARGUE

MODEL: Z7J32005



Table

- Motorized and elevating table
- Wide range of vertical movement: 45 - 90 cm
- Multi-directional floating tabletop with electromagnetic brakes: 220 x 81 cm
- Max. patient load: 250 kg (300 kg with carbon tabletop)
- 1 handle included, other accessories are optional
- Anti-collision sensor for security of use

CAMARGUE

MODEL: Z7J32005



Wall stand



- Floor mounted
- Wide vertical travel: 153 cm (30 – 183 cm) + 20 cm on request
- 1 wired remote control included
- Tilting possible as an option: 90° / -25
- **Motorized vertical movement for stitching**
- **Stitching stand for a proper procedure and patient comfort**

CAMARGUE

MODEL: Z7J32005



- **10" touchscreen**
- Manual collimator included, automatic in option
- Vertical travel: 154,5 cm (33,5 – 188 cm) + 20 cm on request
- Motorized vertical movement
- Longitudinal travel: 178 cm, + 110 cm on request
- Rotation around horizontal axis: 330°
- Optional: Transversal movement and rotation around vertical axis
- **Motorized rotation around horizontal axis for stitching**

Floor tube stand

CAMARGUE

MODEL: Z7J32005

- **Vertical Auto-tracking between the table and the tube**

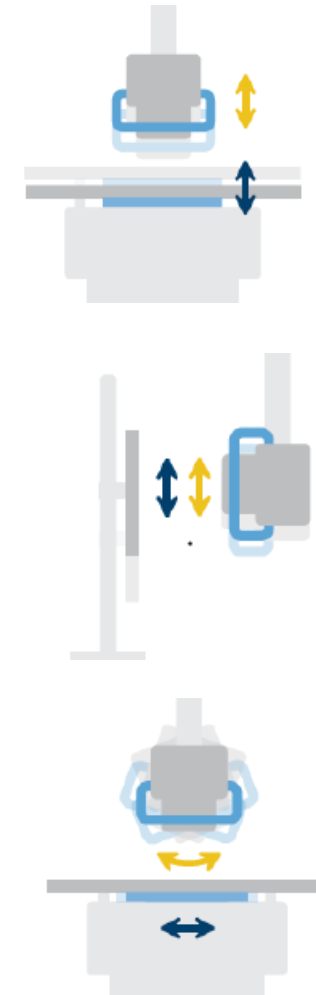
- ❑ Reference : table or tube, can be interchangeable (as both are motorized)
- ❑ Follower : table or tube, interchangeable

- **Vertical Auto-tracking between the wall stand and the tube**

- ❑ Reference : wall stand or tube, can be interchangeable (as both are motorized)
- ❑ Follower : wall stand or tube, interchangeable

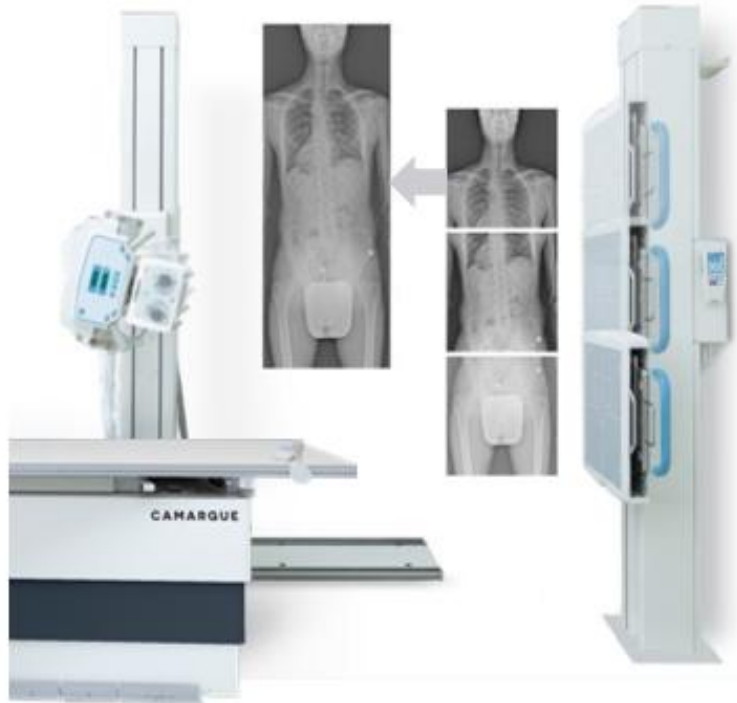
- **Horizontal Auto-tracking (auto-centering) - Optional**

- ❑ Reference : tube
- ❑ Follower : table bucky



CAMARGUE

MODEL: Z7J32005



- **Auto-stitching vertical:** Motorized tube rotation around horizontal axis, wall stand motorized vertical movement, stitching stand

Note: if **stitching on the table** is required, the [Auto-centering option](#) needs to be included.



MOTORIZED SYSTEMS – CEILING TUBE STAND

CAMARGUE

2 MODELS: Z7J32006 & Z7J32007

CAMARGUE

MODEL: Z7J32006



- Motorized system - Auto-tracking
- Comfort and easy-to-use
- Complete solution with ceiling tube stand
- Tube stand: vertical motorized movement
- Elevating table
- Wall stand – optional tilting
- High-resolution, fixed and removable grids
- Membrane with digital display
- Vertical Auto-tracking with table and wall stand

CAMARGUE

MODEL: Z7J32007



- **Motorized system - Auto-tracking & Auto-stitching**
- **Comfort and easy-to-use**
- **Complete solution with ceiling tube stand**
- **Elevating table**
- **Wall stand – optional tilting**
- **High-resolution, fixed et removable grids**
- **10" Touchscreen**
- **Vertical Auto-tracking with table and wall stand**
- **Vertical Auto-stitching** (Motorized tube rotation around horizontal axis, Wall stand motorized vertical movement, stitching stand)

OUR BONE & CHEST ROOMS

Examples of accessories



Wall stand patient stretch grip



Table patient mattress



Table lateral cassette holder



Wireless remote controller

IRAY DIGITAL DETECTORS

Wired detector : VENU 1717 X



- ✓ Digital RAD detector, 43x43 cm / 17x17"
- ✓ Wired but cassette-size
- ✓ Detector type: a-Si with CsI scintillator
- ✓ High resolution : 139 μm
- ✓ High DQE : 69 % @ 0 pl/mm
- ✓ Weight : 4 kg

Portable wifi detectors : MARS 1417 V3 & MARS 1717 V3



- ✓ Digital wifi detector 35x43 cm / 14x17" or 43x43 cm / 17x17"
- ✓ Detector type a-Si with CsI scintillator
- ✓ Pixel pitch: 150 μm for 1417 and 139 μm for 1717
- ✓ Weight : 3.3 kg and 4.6 kg
- ✓ Local load : 100 kg and 135 kg
- ✓ Uniform load : 150 kg



IRAY DIGITAL DETECTORS

- All detectors are managed by the same DR acquisition software
- Intuitive and easy-to-use
- DICOM MWL, MPPS, Print, Store, RDSR
- Stitching module included
- Available on fixed computer or tablet or portable computer





ADDRESS > 9 Avenue du Canal Philippe LAMOUR - 30660 Gallargues-le-Montueux - FRANCE

PHONE > +33 4 66 29 09 07 – www.dms-imaging.com